

Introduction to ClaroView

Thank you for choosing ClaroView. ClaroView is an innovative but simple piece of software to allow you to better view your PC screen. It can change the colour of the screen "overlay" and you can vary the tint level.

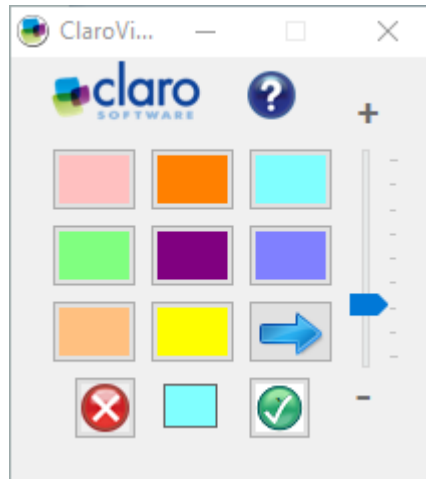


ClaroView will work with any piece of software, as it acts as an "overlay" on the PC screen. From a technical point of view, it will not interfere or clash with your PC video card.

If you want to run ScreenRuler at the same time as ClaroView, please run ClaroView first.


ClaroView Operation

Launch ClaroView from the Start Menu. It will stay as an open application and will work with all other software.




Choose the colour of your screen tint by clicking on one of the 8 selected colours shown below.




Click Save Button  to fix the colour and minimize the Window.

Selected colour is shown in between Save and Reset Button


Click the Reset Button  to reset the screen to standard settings.

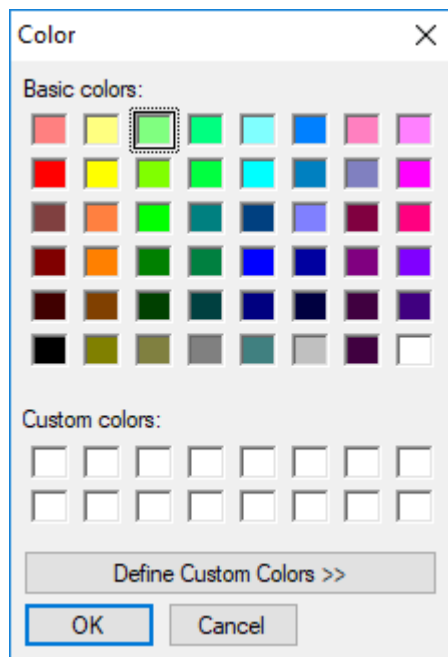
To change tint level, use the Tint Control.



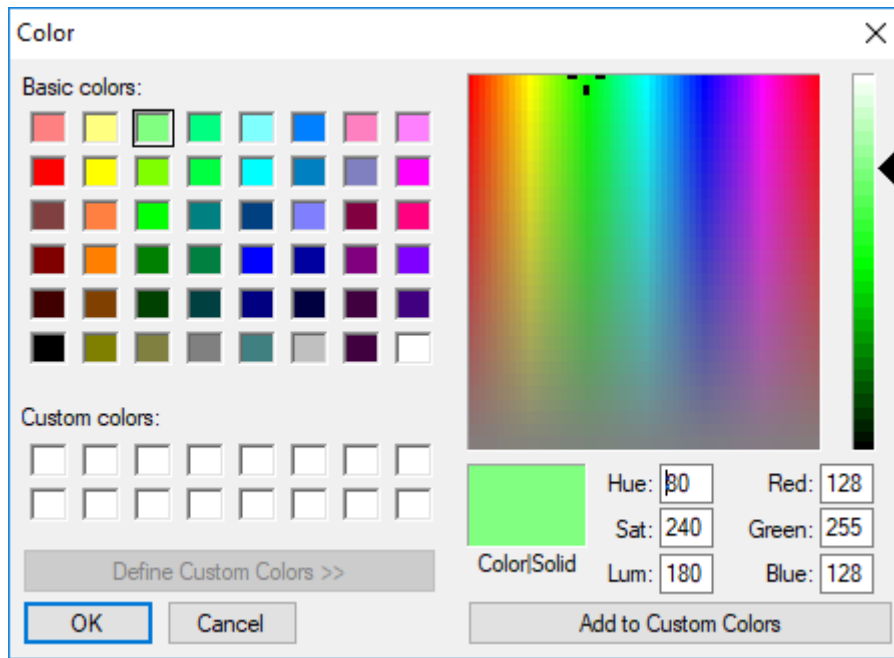
Expand Arrow  offers more colour options to choose from.



Expand Arrow  again allows you to choose from the full colour palette, and even set a Custom Colour.



To set a custom colour click 



To move the ClaroView toolbar, click on the title bar of the window and drag it around the screen. Alternatively, Click the Minimise Button and it will minimise the window from view. ClaroView will continue working.



To open the help file, click the help button



Support and Contact

Visit www.clarosoftware.com

Alternatively email us at support@clarosoftware.com

Many thanks for using ClaroView.